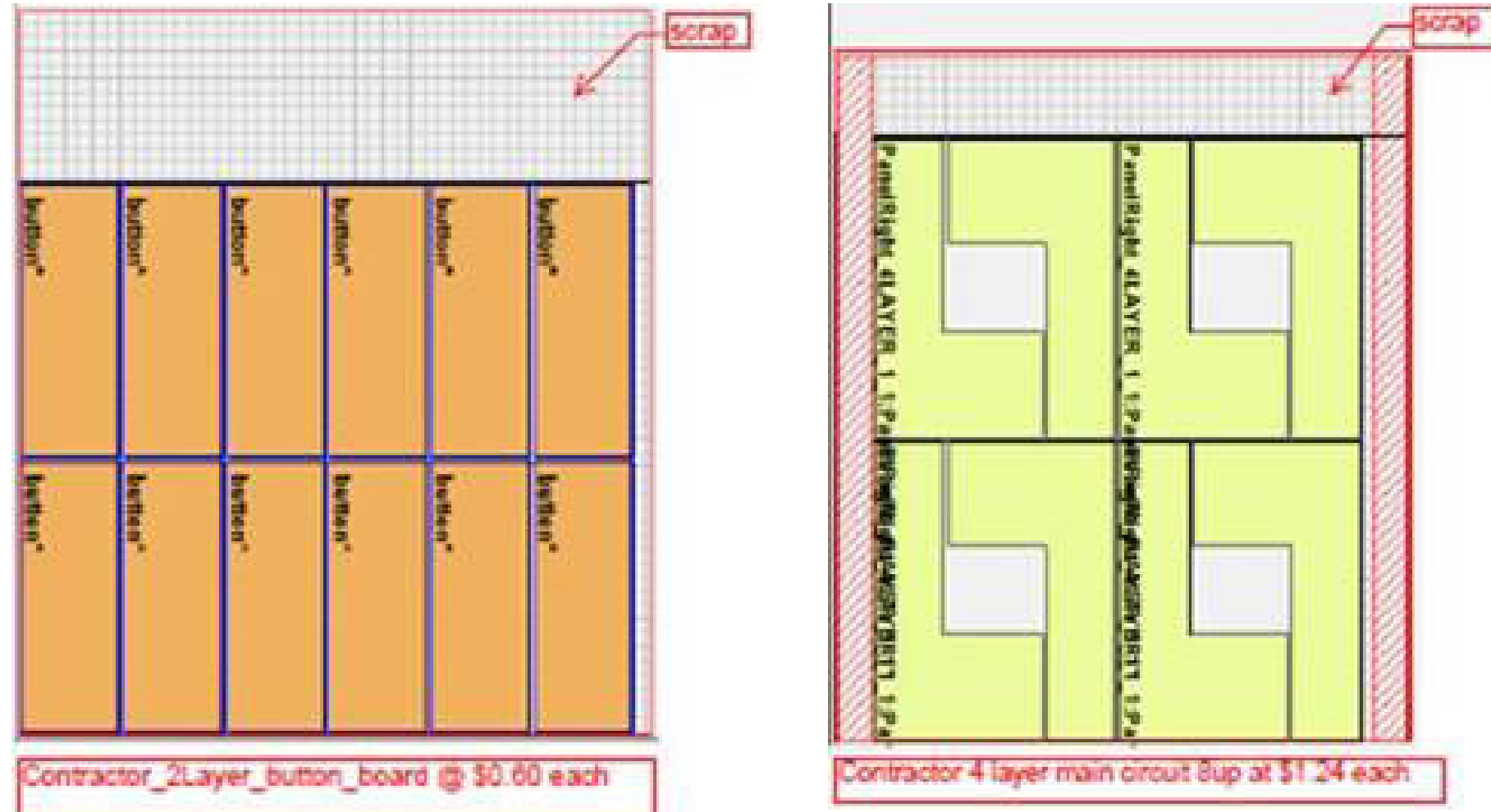


Contractor Panel

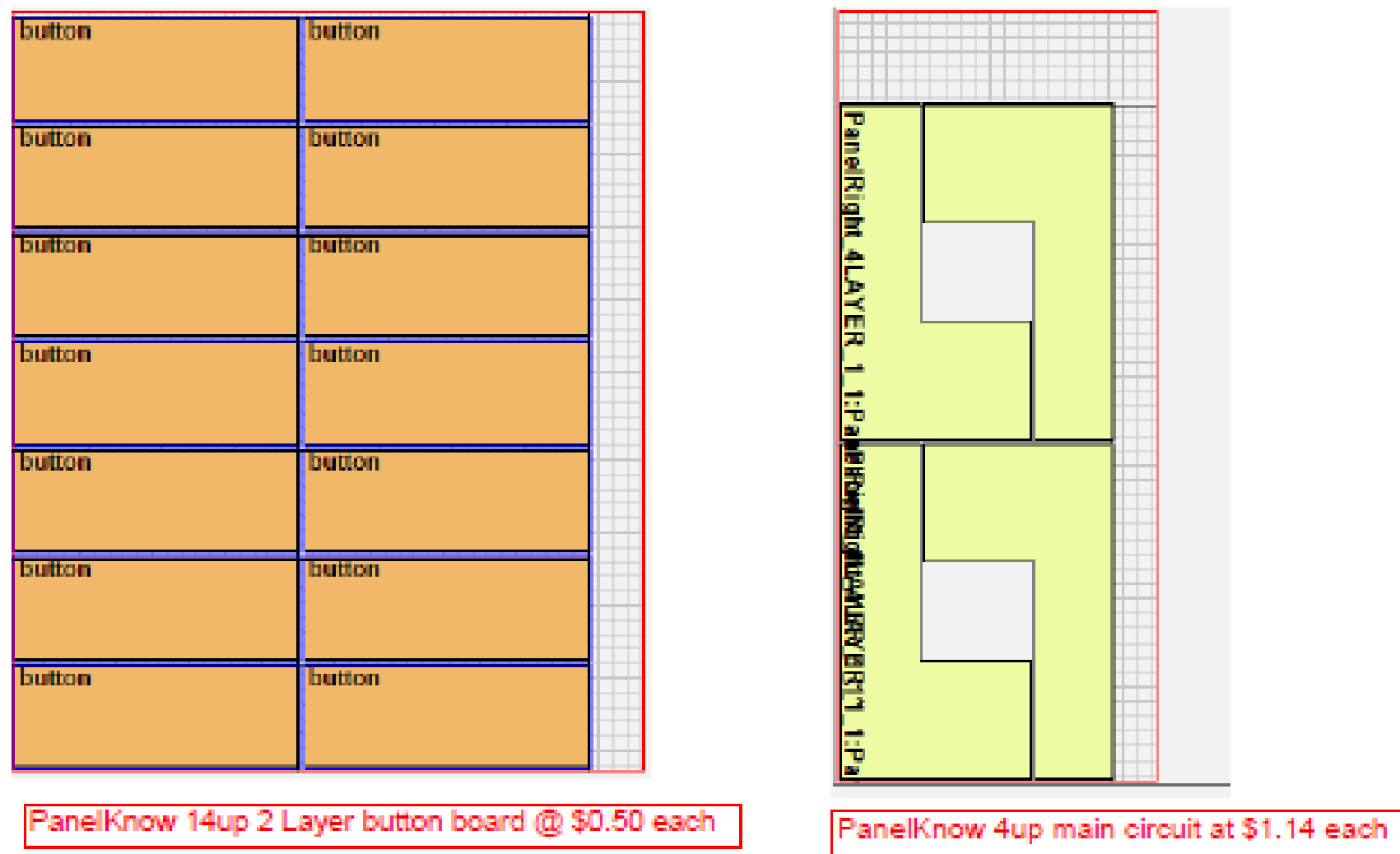


Initial 2 different layer panels, 1 circuit per panel arrangement from contractor

(scrap shown here is trimmed off prior to customer)

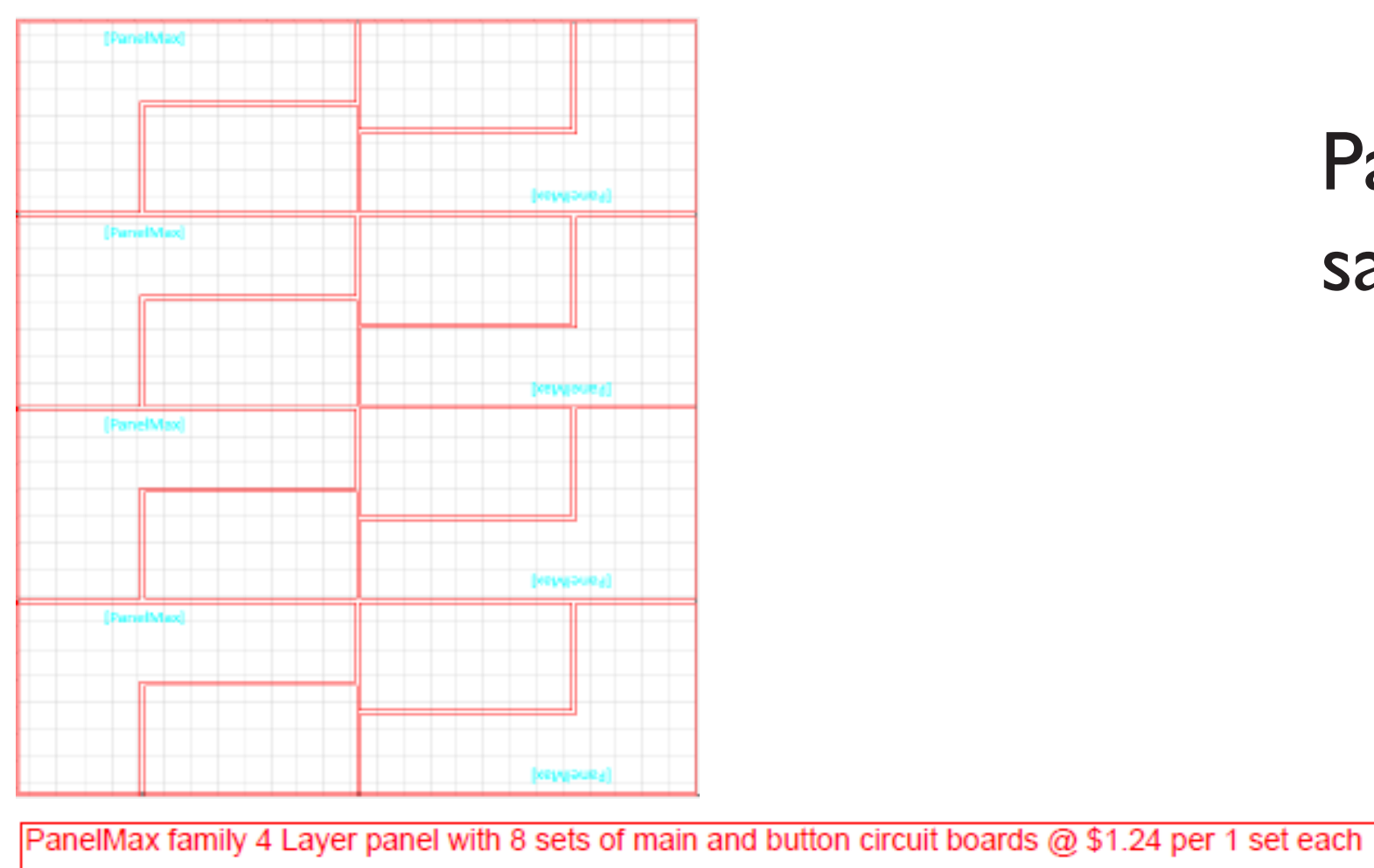
(board profiles are approximate to show proof of concept)

PanelKnow



Notice PanelKnow count minimizes panel scrap, saving \$0.20 per set

PanelMax



PanelMax family panel savings \$0.60 per set

Currently there are four main services identified.

PanelKnow: optimizes current/existing panel design in production

PanelMax: optimizes new design while in development utilizing family pallet principles

PanelU: combines both with an onsite educational visit

PanelView: “new” free analysis of panel spend to identify savings (coming to website soon)

Panelview: Free analysis of your portfolio. Know your cost with a competitive quote. Contact PanelRight with your current panel specifications or PCB stl model or dxf top down profile to inquiries@PanelRight.com and A) Know what you should be paying, B) Discover how you can maximize your savings and C) forever end over paying for your printed circuit boards. This is a collaborative, iterative process where PanelRight partners with you to find your lowest cost PCB design. Connect at inquiries@PanelRight.com and start saving money. NDA and contract agreements available.

These services and results are applicable whether your panels were designed by your contract manufacturer or your in-house mechanical/electrical team.

Below are actual savings on the same (2 circuit) product comparing PanelRight services directly with contract manufacturing designs. You will recognize this from an earlier time.

PanelRight Savings Calculator

	PanelKnow	PanelMax
current contractor panel annual spend	\$6,440,000	\$6,440,000
PanelRight savings	11%	33%
annual spend using PanelRight designs	\$5,740,000	\$4,340,000
# of circuits	2	2
# of Panels	2	1
onetime Panelright service\$	\$5,000	\$5,000
Savings yr 1	\$695,000	\$2,095,000
Savings yr 2	\$700,000	\$2,100,000
Savings yr 3	\$700,000	\$2,100,000
3yr savings	\$2,095,000	\$6,295,000
3yr current spend	\$19,320,000	\$19,320,000
3yr PanelRight spend	\$17,220,000	\$13,020,000
3yr savings	\$2,095,000	\$6,295,000
onetime capital (expense)/savings	(\$200,000)	\$100,000
3yr TCO Total Cost of Ownership (expense)/savings	\$1,895,000	\$6,395,000
2yr TCO Total Cost of Ownership (expense)/savings	\$1,195,000	\$4,295,000
1yr TCO Total Cost of Ownership (expense)/savings	\$495,000	\$2,195,000

